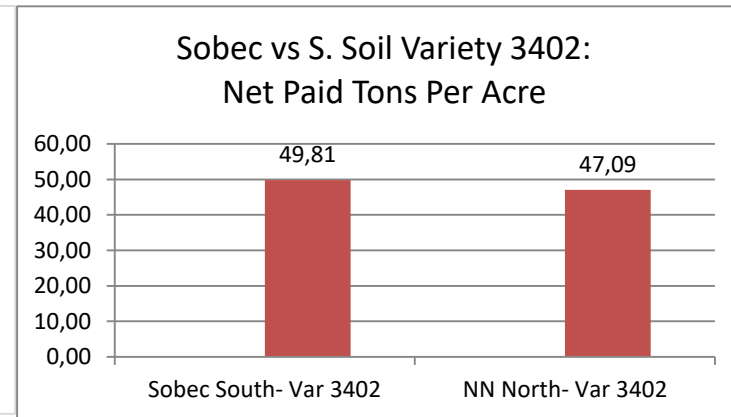
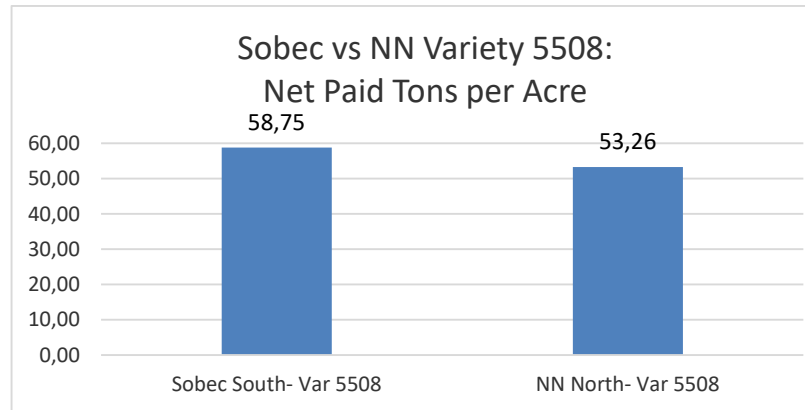
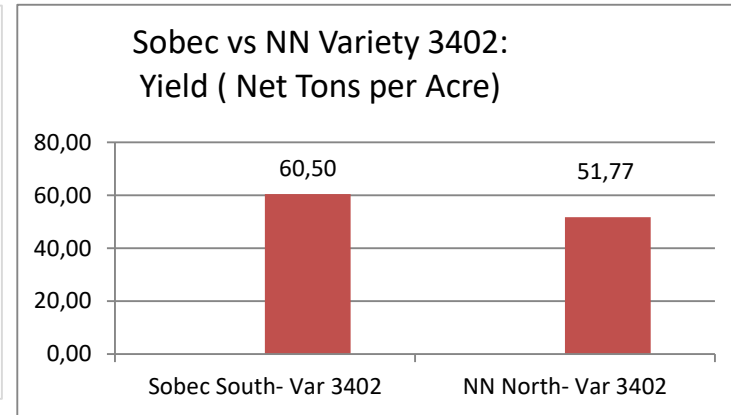
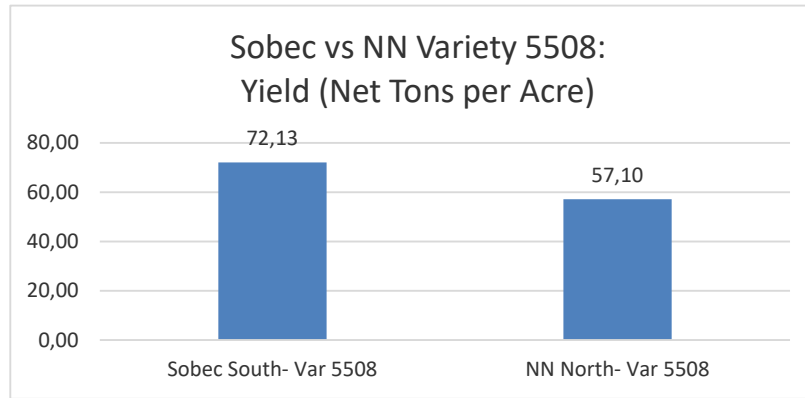


Treatment	Acres	Net Tons per Acre	Net Paid Tons per Acre	Net Weight Pounds	Net Weight Tons	Paid Weight Pounds	Paid Weight Tons
Sobec South- Var 5508	16,63	72,13	58,75	2.399.190,00	1.199,60	1.954.111,61	977,06
NN North- Var 5508	12,88	57,10	53,26	1.470.850,0000	735,4250	1.371.914,7200	685,9574
Sobec South- Var 3402	23,12	60,50	49,81	2.797.580,00	1.398,79	2.303.002,79	1.151,50
NN North- Var 3402	17,68	51,77	47,09	1.830.650,00	915,33	1.665.139,28	832,57



Vertical line on the left side of the page.

